

# CRA1



◦ CRA1

CRA1 is a 1/2" aluminum extrusion developed to provide an alternative means of safely hanging heavier vertical panels. Use a CRA



◦ SF35BO

rail (in conjunction with two SF35BO) on the top and bottom of the panel to ensure safe and stable display.

## ◦ Product Information

### cable size

1/16" 1.5 mm  
3/32" 2.5 mm

### maximum weight

1/16": 65 lbs. 30 kg  
3/32": 155 lbs. 70 kg

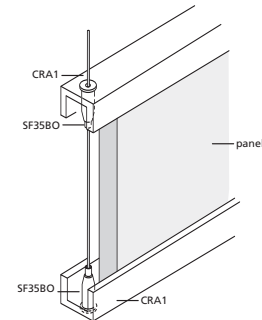
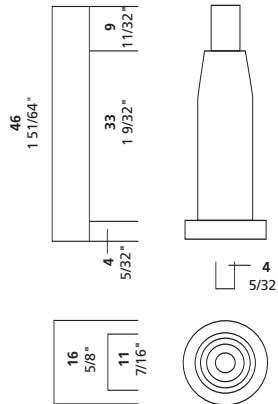
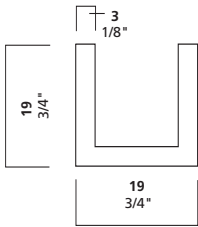
### function

midway: panels  
note: use in conjunction with SF35BO

### installation instructions

Open end of CRA on top of panel should face down, and SF35BO on top CRA should also point down. Position bottom rail where intended, place panel in rail, position top CRA on top of panel. Move top SF35BO downward and feed into holes in CRA.

3



### Arakawa Hanging Systems

2505 SE 11th Avenue, Suite 117  
Portland, Oregon 97202  
phone: 503.236.0440  
fax: 503.236.0427  
toll free: 888.272.5292

[www.arakawagrip.com](http://www.arakawagrip.com)

Copyright © 2005 Arakawa & Co., Ltd. All rights reserved.  
Arakawa products are covered by U.S. and foreign patents, issued and pending. Specification and price change privileges reserved.