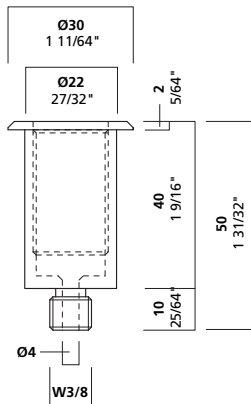
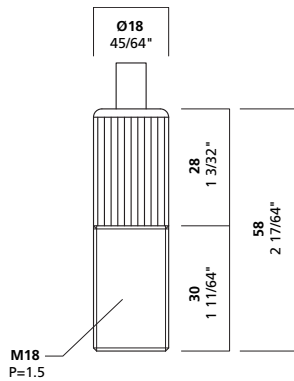
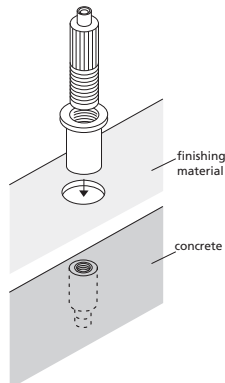


# MF23CSET



## °MF23CSET

MF23 is a floor tensioner that also works well as a turnbuckle for balustrades. Use it to tension cables to minimize the movement of displays.



## ° Product Information

### cable size

1/8" 3.0 mm

### maximum weight

220 lbs. 100 kg

### function

tensioner: floor

MF23CSET: countersunk: concrete, tile

### installation instructions

**MF23:** Thread tensioner into socket two turns. Insert cable. Turn tensioner down by HAND.

**MF23CSET:** Drill 1 inch hole in concrete 1 1/2 inch deep. Drill hole for 3/8-16 concrete anchor at bottom of first hole. Insert anchor into hole, using epoxy if necessary. Attach the C socket to the anchor. Adjust cable in ceiling connector so cable is 1/2 inch below the floor level. Thread tensioner into socket two turns. Insert cable into tensioner. Turn tensioner down by HAND to tension.

4

## Arakawa Hanging Systems

2505 SE 11th Avenue, Suite 122

Portland, Oregon 97202

phone: 503.236.0440

fax: 503.236.0427

toll free: 888.272.5292

[www.arakawagrip.com](http://www.arakawagrip.com)



Copyright © 2007 Arakawa & Co., Ltd. All rights reserved. Arakawa products are covered by U.S. and foreign patents, issued and pending. Specification and price change privileges reserved.